

# YOUR RELIABLE INDOOR GROW PARTNER

Follow Us on Social Media



Email:  
support@spider-farmer.com  
info@spider-farmer.com

折  
叠  
线

折  
叠  
线

## PRECAUCIONES ES

1. Se recomienda enjuagar la bolsa filtrante con agua después de su uso y dejarla secar naturalmente a la sombra.
2. Cuélguela para que se seque durante al menos 12 horas antes de volver a utilizarla, o 24 horas antes de almacenarla a largo plazo.
3. No exponga la bolsa a la luz solar directa. Una exposición prolongada puede hacer que el material se vuelva quebradizo, reduciendo su vida útil.

## VOORZORGSMAATREGELEN NL

1. Het wordt aanbevolen om de filterzak na gebruik met water af te spoelen en op natuurlijke wijze in de schaduw te laten drogen.
2. Hang minstens 12 uur te drogen voor hergebruik of 24 uur voor langdurige opslag.
3. Stel de zak niet bloot aan direct zonlicht. Langdurige blootstelling kan het materiaal broos maken, waardoor het minder lang meegaat.

## WARRANTY INFORMATION

Spider Farmer offers warranty services in the United States, Canada, United Kingdom, European Union, and Australia.

### 30-Day Return Policy:

Returns or exchanges are accepted within 30 days of delivery if the product is in its original condition. Shipping costs are covered by Spider Farmer.

### Within 1 Year Return Policy:


Free repair or replacement for product defects. Customers cover all shipping costs

折  
叠  
线




折  
叠  
线

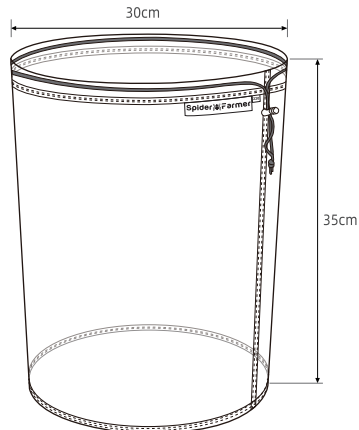
# Spider Farmer USER MANUAL Filtration Bag

Easy operation & Effective extraction



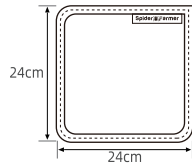
## PRODUCT DETAILS

Product	Pattern	Specification	Quantity	Purpose
5 Gallon Filter Bag		Purple: 25 microns Yellow: 73 microns Orange: 120 microns Red: 160 microns Blue: 220 microns	5	Removes dust, leaves, and other contaminants while retaining the fine, high-quality herb crystals, ensuring none escape during the process.
Pressing Screen		25 microns	3	Used to press excess water out of the final product during the drying and molding stages.
Storage Bag		30cm*35cm	1	Features a drawstring design for convenient storage and organization.

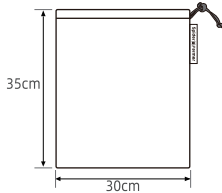


5 Gallon Filter Bag

1



Pressing Screen

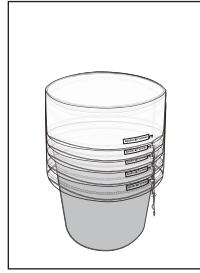


Storage Bag

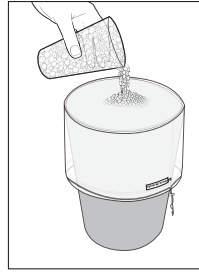
折叠线

折叠线

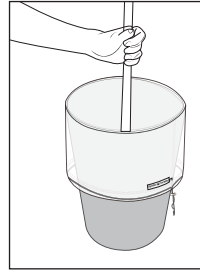
## HOW TO USE



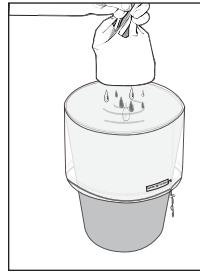
**Step 1:**  
Place the filter bag inside a bucket. Put them in order from 25 micron and fix the drawstring at last. (Note: This product does not include a bucket.)




**Step 2:**  
Add the raw material into the bucket.



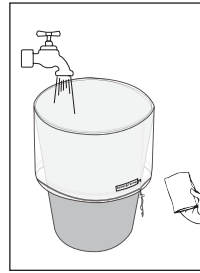
**Step 3:**  
Stir continuously for 15-20 minutes. (Ice may be added if needed.) Let the mixture settle for approximately 30 minutes.



**Step 4:**  
Drain the water completely, allowing the extract to separate from the mixture.



**Step 5:**  
Transfer the extracted material onto the pressing screen. Gently press to remove excess moisture and collect the final extract.



**Step 6:**  
Wash the filter bag thoroughly and allow it to dry in a well-ventilated area.

2

折叠线

折叠线

## PRECAUTIONS

EN

1. It is recommended to rinse the filter bag with water after use and allow it to dry naturally in the shade.
2. Hang to dry for at least 12 hours before reuse, or 24 hours before long-term storage.
3. Do not expose the bag to direct sunlight. Prolonged exposure can cause the material to become brittle, reducing its lifespan.

## VORSICHTSMASSNAHMEN

DE

1. Es wird empfohlen, den Filterbeutel nach dem Gebrauch mit Wasser auszuspülen und an der Luft trocknen zu lassen.
2. Hängen Sie ihn vor der Wiederverwendung mindestens 12 Stunden lang zum Trocknen auf, oder 24 Stunden lang vor einer langfristigen Lagerung.
3. Setzen Sie den Beutel nicht dem direkten Sonnenlicht aus. Bei längerer Einwirkung kann das Material brüchig werden, was seine Lebensdauer verkürzt.

## PRECAUZIONI

IT

1. Si consiglia di sciacquare il sacco filtro con acqua dopo l'uso e di lasciarlo asciugare naturalmente all'ombra.
2. Appendere ad asciugare per almeno 12 ore prima di riutilizzarlo o per 24 ore prima di conservarlo a lungo.
3. Non esporre il sacchetto alla luce diretta del sole. Un'esposizione prolungata può rendere fragile il materiale, riducendone la durata.

## PRÉCAUTIONS

FR

1. Il est recommandé de rincer le sac filtrant à l'eau après utilisation et de le laisser sécher naturellement à l'ombre.
2. Suspandre pour sécher pendant au moins 12 heures avant réutilisation, ou 24 heures avant stockage à long terme.
3. N'exposez pas le sac à la lumière directe du soleil. Une exposition prolongée peut fragiliser le matériau et réduire sa durée de vie.

3